

# INSTRUCTION SHEET

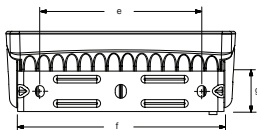
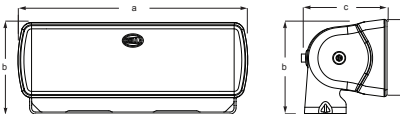
## for: **Part No. 980740xx LED Work Lamp**



### Introduction

HELLA LED products offer many advantages over conventional bulb lamps. Significantly reduced power consumption, ultra long life and high tolerance to shock and vibration make LED lamps the ideal choice for the harsh automotive environment.

<b>Light Source</b>	LED
<b>Luminaire performance*</b>	~1300 lumens
<b>Colour Temperature</b>	5000K
<b>Operating Voltage</b>	Multivolt™ 9-33V DC
<b>Power Consumption</b>	18W on High (1.5A @ 12V / 0.75A @ 24V) 2W on Low (0.16 A @ 12V / 0.08A @ 24V)
<b>Degree of Protection</b>	Overvoltage, reverse polarity and spike protected IP 67 - Completely sealed
<b>Housing Material</b>	'Non-metal' thermally conductive housing
<b>Lens Material</b>	Heavy duty Grilamid®
<b>Bracket Material</b>	Bead blasted 316 stainless steel
<b>Cable</b>	Pre-wired with 2.5 m cable
<b>Weight</b>	550 g (including cable)
<b>Manufacturing Location</b>	New Zealand



**Dimensions**

a =	170mm / 6.69"
b =	68mm / 2.68"
c =	58mm / 2.28"
d =	55mm / 2.17"
e =	120mm / 4.72"
f =	154mm / 6.06"
g =	30mm / 1.18"

\* Luminaire Performance refers to the real performance of the lamp, not the much higher theoretical performance of the LEDs, as is often used.

### Electromagnetic Compatibility (EMC)

This LED lamp is an electronic device. The electrical circuits contain components that suppress possible interference, both emission as well as susceptibility, to the limits prescribed in international regulations



### Protection against damage due to voltage spikes

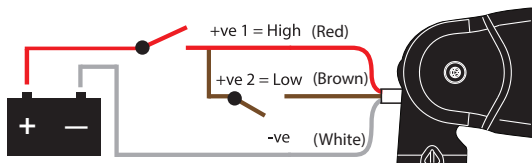
This lamp is protected against overvoltage, positive spikes, reverse polarity connection and negative voltage spikes of up to 1000 volts.

### Wiring and dimming

LED modules are polarity conscious. Reverse polarity will not damage this product but will inhibit its function. HELLA recommends wire connections be soldered and heat shrink tubing applied to seal the joint.

To switch the lamp to high intensity mode, connect both Red (+ve) and White (-ve) cables to power. To dim the lamp, connect both Red (+ve High) and Brown (+ve Low) cables to positive and the White (-ve) cable to negative. If the lamp is required to switch between low and high intensity then a headlamp type switch (such as Hella P/N 4056) may be used. Use the switch for High intensity (position lamp feed on switch) and Low intensity (headlamp feed which includes position lamp). Alternatively, a combination of two switches may be used as per schematic below. Lamp must be protected by a fuse rated at 5 amperes maximum.

Cable colour	Connect to	Power Consumption
White	Negative (-)	-
Red	High Intensity (+)	18W
Red & Brown	Low Intensity (+)	2W



### Angle adjustment and care

The lamp is equipped with friction washers, which allow the lamp to remain in a fixed position, however it still may be easily adjusted by hand. The swivel resistance can be adjusted by gradually tightening or loosening the end cap screws located on each side. It is important that both friction mounts are adjusted to apply similar friction and that the screws are not over tightened (max 2.5 N-m).

This lamp features an advanced technology, thermally conductive but non-metallic housing. Whilst completely corrosion and weather proof, the surface can be prone to mechanical marking which in no way affects its thermal transfer function or durability against long term harsh UV exposure and chemicals.

## FIT AND FORGET - BY DESIGN



Congratulations, the product you have selected comes from **HELLA** - a world leader in LED lighting design.

Following the launch of the first LED automotive signal lamps in 1990, **HELLA** Design and Innovation continues to set new standards. **HELLA** innovative solutions have been incorporated into millions of lamps, engineered and tested to the most stringent standards, to suit the most demanding environmental conditions.

The cornerstone to the success of our products is our no compromise **Fit and Forget - by Design** philosophy which is incorporated into every step of the product life cycle.

In a world consuming finite resources at an ever faster rate, **Fit and Forget - by Design** is the right environmental choice that also makes perfect economic sense to customers that consider the total life cycle Cost of Ownership.

For general comments about **HELLA's** products please contact us on E-mail at [techfeedback@hella.co.nz](mailto:techfeedback@hella.co.nz)